


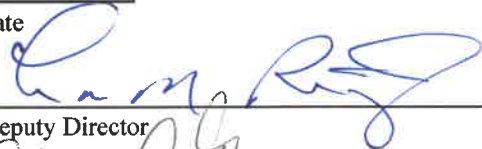




**November 8, 2022 General Election
Official Certification of Results
Signature Form**

We, the undersigned Members of the Board of Elections of County indicated below, do hereby certify that the Official Results of the Election (county specific and most-populous, if applicable) submitted to the Secretary of State's Office are valid and accurate, and the number of absentee voters reconciles with the number of absentee ballots cast and counted.

Seneca
County Name

IN WITNESS WHEREOF, we have subscribed our names officially on the date indicated below:


Nov 29, 2022
Today's Date

 Director	 Deputy Director
 Board Member	 Board Member
 Board Member	 Board Member

The Board must complete and sign, scan, and email the signed form to Results@OhioSoS.gov along with the *Official Vote Total Summary Report with Group Detail*.

STATISTICS

	TOTAL	Election Day	Absentee	Provisional
Election Day Precincts Reporting	51 of 51	51	0	49
Registered Voters - Total	34,328			
Ballots Cast - Total	18,449	13,060	5,174	215
Voter Turnout - Total	53.74%			



Governor and Lieutenant Governor

Vote For 1

	TOTAL	VOTE %	Election Day	Absentee	Provisional
REP Mike DeWine and Jon Husted	13,667	75.45%	10,255	3,260	152
DEM Nan Whaley and Cheryl L. Stephens	4,319	23.84%	2,498	1,773	48
Write-In Totals	129	0.71%	99	24	6
Write-In: I - Invalid Write-in	71	0.39%	56	13	2
Write-In: D - Marshall Usher and Shannon Walker	53	0.29%	42	8	3
Write-In: A - Timothy Grady and Dayna Bickley	4	0.02%	1	2	1
Write-In: C - Renea Turner and Adina Pelletier	1	0.01%	0	1	0
Write-In: B - Craig Patton and Collin Cook	0	0.00%	0	0	0
Not Assigned	0	0.00%	0	0	0
Total Votes Cast	18,115	100.00%	12,852	5,057	206
Overvotes	4		0	3	1
Undervotes	330		208	114	8
Contest Totals	18,449		13,060	5,174	215

Attorney General

Vote For 1

	TOTAL	VOTE %	Election Day	Absentee	Provisional
DEM Jeffrey A. Crossman	4,786	26.39%	2,709	2,028	49
REP Dave Yost	13,350	73.61%	10,167	3,025	158
Total Votes Cast	18,136	100.00%	12,876	5,053	207
Overvotes	0		0	0	0
Undervotes	313		184	121	8
Contest Totals	18,449		13,060	5,174	215

Auditor of State

Vote For 1

	TOTAL	VOTE %	Election Day	Absentee	Provisional
REP Keith Faber	13,057	72.59%	9,963	2,942	152
DEM Taylor Sappington	4,931	27.41%	2,816	2,060	55
Total Votes Cast	17,988	100.00%	12,779	5,002	207
Overvotes	1		0	1	0
Undervotes	460		281	171	8
Contest Totals	18,449		13,060	5,174	215

Secretary of State

Vote For 1

	TOTAL	VOTE %	Election Day	Absentee	Provisional
DEM Chelsea Clark	4,728	26.05%	2,689	1,986	53
REP Frank LaRose	13,244	72.96%	10,029	3,059	156
Terpsehore Tore Maras	181	1.00%	138	41	2
Total Votes Cast	18,153	100.00%	12,856	5,086	211
Overvotes	0		0	0	0
Undervotes	296		204	88	4
Contest Totals	18,449		13,060	5,174	215

Treasurer of State

Vote For 1

	TOTAL	VOTE %	Election Day	Absentee	Provisional
DEM Scott Schertzer	5,090	28.27%	2,915	2,118	57
REP Robert Sprague	12,914	71.73%	9,840	2,921	153
Total Votes Cast	18,004	100.00%	12,755	5,039	210
Overvotes	0		0	0	0
Undervotes	445		305	135	5
Contest Totals	18,449		13,060	5,174	215

Chief Justice of the Supreme Court FTC 1-1-23

Vote For 1

	TOTAL	VOTE %	Election Day	Absentee	Provisional
DEM Jennifer Brunner	5,354	29.57%	3,074	2,218	62
REP Sharon L. Kennedy	12,755	70.43%	9,751	2,854	150
Total Votes Cast	18,109	100.00%	12,825	5,072	212
Overvotes	1		0	1	0
Undervotes	339		235	101	3
Contest Totals	18,449		13,060	5,174	215

Justice of the Supreme Court FTC 1-1-23

Vote For 1

	TOTAL	VOTE %	Election Day	Absentee	Provisional
REP Pat Fischer	12,789	70.88%	9,783	2,852	154
DEM Terri Jamison	5,254	29.12%	3,001	2,195	58
Total Votes Cast	18,043	100.00%	12,784	5,047	212
Overvotes	1		0	1	0
Undervotes	405		276	126	3
Contest Totals	18,449		13,060	5,174	215

Justice of the Supreme Court FTC 1-2-23

Vote For 1

	TOTAL	VOTE %	Election Day	Absentee	Provisional
REP Pat DeWine	12,555	69.75%	9,542	2,862	151
DEM Marilyn Zayas	5,444	30.25%	3,192	2,193	59
Total Votes Cast	17,999	100.00%	12,734	5,055	210
Overvotes	2		0	2	0
Undervotes	448		326	117	5
Contest Totals	18,449		13,060	5,174	215

U.S. Senator

Vote For 1

	TOTAL	VOTE %	Election Day	Absentee	Provisional
DEM Tim Ryan	6,322	35.14%	3,773	2,478	71
REP JD Vance	11,618	64.58%	8,963	2,517	138
Write-In Totals	51	0.28%	28	21	2
Write-In: I - Invalid Write-in	33	0.18%	25	8	0
Write-In: C - Stephen Faris	8	0.04%	2	4	2
Write-In: E - LaShondra Tinsley	7	0.04%	0	7	0
Write-In: D - Shane Hoffman	1	0.01%	0	1	0
Write-In: A - John Cheng	1	0.01%	0	1	0
Write-In: B - Matthew R. Esh	1	0.01%	1	0	0
Not Assigned	0	0.00%	0	0	0
Total Votes Cast	17,991	100.00%	12,764	5,016	211
Overvotes	3		0	2	1
Undervotes	455		296	156	3
Contest Totals	18,449		13,060	5,174	215

Representative to Congress 5th Dist

Vote For 1

	TOTAL	VOTE %	Election Day	Absentee	Provisional
REP Bob Latta	13,354	73.34%	10,115	3,084	155
DEM Craig Swartz	4,855	26.66%	2,782	2,020	53
Total Votes Cast	18,209	100.00%	12,897	5,104	208
Overvotes	1		0	1	0
Undervotes	239		163	69	7
Contest Totals	18,449		13,060	5,174	215

State Representative 88th Dist

Vote For 1

	TOTAL	VOTE %	Election Day	Absentee	Provisional
REP Gary Click	12,689	70.30%	9,671	2,869	149
DEM Dianne Selvey	5,360	29.70%	3,106	2,194	60
Total Votes Cast	18,049	100.00%	12,777	5,063	209
Overvotes	0		0	0	0
Undervotes	400		283	111	6
Contest Totals	18,449		13,060	5,174	215

Judge of the Court of Appeals 3rd Dist FTC 2-9-23

Vote For 1

	TOTAL	VOTE %	Election Day	Absentee	Provisional
REP William R. Zimmerman	15,011	100.00%	11,197	3,637	177
Total Votes Cast	15,011	100.00%	11,197	3,637	177
Overvotes	0		0	0	0
Undervotes	3,438		1,863	1,537	38
Contest Totals	18,449		13,060	5,174	215

Judge of the Court of Appeals 3rd Dist FTC 2-11-23

Vote For 1

	TOTAL	VOTE %	Election Day	Absentee	Provisional
REP Juergen A. Waldick	14,564	100.00%	10,918	3,476	170
Total Votes Cast	14,564	100.00%	10,918	3,476	170
Overvotes	0		0	0	0
Undervotes	3,885		2,142	1,698	45
Contest Totals	18,449		13,060	5,174	215

County Commissioner

Vote For 1

	TOTAL	VOTE %	Election Day	Absentee	Provisional
REP William Frankart	14,617	100.00%	10,924	3,527	166
Total Votes Cast	14,617	100.00%	10,924	3,527	166
Overvotes	0		0	0	0
Undervotes	3,832		2,136	1,647	49
Contest Totals	18,449		13,060	5,174	215

County Auditor

Vote For 1

	TOTAL	VOTE %	Election Day	Absentee	Provisional
REP Julie A. Adkins	15,241	100.00%	11,253	3,808	180
Total Votes Cast	15,241	100.00%	11,253	3,808	180
Overvotes	0		0	0	0
Undervotes	3,208		1,807	1,366	35
Contest Totals	18,449		13,060	5,174	215

Judge of the Court of Common Pleas FTC 1-1-23

Vote For 1

	TOTAL	VOTE %	Election Day	Absentee	Provisional
Damon D. Alt	15,004	100.00%	10,996	3,849	159
Total Votes Cast	15,004	100.00%	10,996	3,849	159
Overvotes	0		0	0	0
Undervotes	3,445		2,064	1,325	56
Contest Totals	18,449		13,060	5,174	215

Judge of the Court of Common Pleas FTC 1-2-23

Vote For 1

	TOTAL	VOTE %	Election Day	Absentee	Provisional
Steve C. Shuff	14,873	100.00%	10,866	3,848	159
Total Votes Cast	14,873	100.00%	10,866	3,848	159
Overvotes	0		0	0	0
Undervotes	3,576		2,194	1,326	56
Contest Totals	18,449		13,060	5,174	215

State Issue 1

Vote For 1

	TOTAL	VOTE %	Election Day	Absentee	Provisional
YES	13,798	76.86%	9,720	3,913	165
NO	4,155	23.14%	2,997	1,111	47
Total Votes Cast	17,953	100.00%	12,717	5,024	212
Overvotes	0		0	0	0
Undervotes	496		343	150	3
Contest Totals	18,449		13,060	5,174	215

State Issue 2

Vote For 1

	TOTAL	VOTE %	Election Day	Absentee	Provisional
YES	14,618	80.71%	10,448	4,004	166
NO	3,494	19.29%	2,397	1,052	45
Total Votes Cast	18,112	100.00%	12,845	5,056	211
Overvotes	0		0	0	0
Undervotes	337		215	118	4
Contest Totals	18,449		13,060	5,174	215

Clyde-Green Springs EVSD Tax Levy

Vote For 1

	TOTAL	VOTE %	Election Day	Absentee	Provisional
For the Tax Levy	281	47.47%	228	49	4
Against the Tax Levy	311	52.53%	257	54	0
Total Votes Cast	592	100.00%	485	103	4
Overvotes	0		0	0	0
Undervotes	5		3	2	0
Contest Totals	597		488	105	4

Bettsville Public Library Tax Levy

Vote For 1

	TOTAL	VOTE %	Election Day	Absentee	Provisional
For the Tax Levy	299	70.85%	241	54	4
Against the Tax Levy	123	29.15%	108	12	3
Total Votes Cast	422	100.00%	349	66	7
Overvotes	0		0	0	0
Undervotes	4		3	0	1
Contest Totals	426		352	66	8

Dorcas-Carey Public Library Tax Levy

Vote For 1

	TOTAL	VOTE %	Election Day	Absentee	Provisional
For the Tax Levy	47	65.28%	32	14	1
Against the Tax Levy	25	34.72%	21	4	0
Total Votes Cast	72	100.00%	53	18	1
Overvotes	0		0	0	0
Undervotes	0		0	0	0
Contest Totals	72		53	18	1

Seneca County Joint Ambulance District Tax Levy

Vote For 1

	TOTAL	VOTE %	Election Day	Absentee	Provisional
For the Tax Levy	4,603	65.40%	3,552	1,000	51
Against the Tax Levy	2,435	34.60%	1,899	517	19
Total Votes Cast	7,038	100.00%	5,451	1,517	70
Overvotes	0		0	0	0
Undervotes	90		65	24	1
Contest Totals	7,128		5,516	1,541	71

Seneca County Commission on Aging Tax Levy

Vote For 1

	TOTAL	VOTE %	Election Day	Absentee	Provisional
For the Tax Levy	12,715	70.17%	8,710	3,858	147
Against the Tax Levy	5,406	29.83%	4,126	1,217	63
Total Votes Cast	18,121	100.00%	12,836	5,075	210
Overvotes	1		0	1	0
Undervotes	327		224	98	5
Contest Totals	18,449		13,060	5,174	215

Attica Village Tax Levy

Vote For 1

	TOTAL	VOTE %	Election Day	Absentee	Provisional
For the Tax Levy	187	54.84%	157	27	3
Against the Tax Levy	154	45.16%	123	28	3
Total Votes Cast	341	100.00%	280	55	6
Overvotes	0		0	0	0
Undervotes	2		2	0	0
Contest Totals	343		282	55	6

Election Summary - Group Detail
2022 General Election

Official Results

November 8, 2022

Seneca County

Bettsville Village Tax Levy

Vote For 1

	TOTAL	VOTE %	Election Day	Absentee	Provisional
For the Tax Levy	139	73.94%	120	15	4
Against the Tax Levy	49	26.06%	49	0	0
Total Votes Cast	188	100.00%	169	15	4
Overvotes	0		0	0	0
Undervotes	6		5	0	1
Contest Totals	194		174	15	5

Green Springs Village Tax Levy

Vote For 1

	TOTAL	VOTE %	Election Day	Absentee	Provisional
For the Tax Levy	156	74.29%	132	22	2
Against the Tax Levy	54	25.71%	43	11	0
Total Votes Cast	210	100.00%	175	33	2
Overvotes	0		0	0	0
Undervotes	5		3	2	0
Contest Totals	215		178	35	2

Success Report
Seneca County
Nov 8, 2022
John W. Hood
John W. Hood